



Bayshore Preparatory Charter School

January 2011
Nancy Spencer
Executive Director

Logo-Location-Learning



Logo-Location-Learning



Logo-Location-Learning

Mission Statement

Our mission at Bayshore Preparatory Charter School is to educate K-12 students through a rigorous college prep curriculum in a flexible, student-centered learning environment. Our goal is to actively partner with students, parents, and the community to support students' academic success and personal goals.

Logo-Location-Learning

Expected Schoolwide Learning Results (E.S.L.R.)

Bayshore Preparatory Charter School students will be:

- * **Critical thinkers** and **problem solvers** who comprehend, analyze, evaluate and synthesize.
- * **Communicators** who listen, speak and write effectively.
- * **Literate individuals** who demonstrate competence in all academic disciplines.
- * **Career-focused students** who are prepared to achieve their post-secondary goals.

Logo-Location-Learning

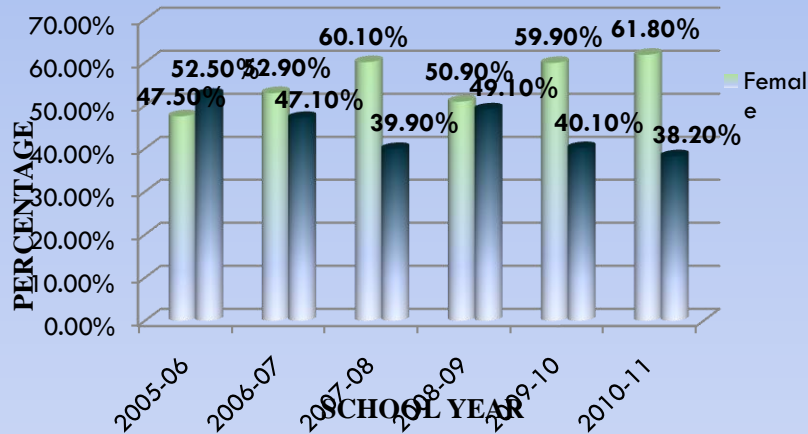
□ Staff Changes

- K-8 – Multiple subjects and Highly qualified in ELA
- English – Social Science and ELA
- Biological Sciences – Chemistry, Geoscience, and Social Science
- Miller – Multiple subjects, Math CAHSEE
- Math – Math CAHSEE

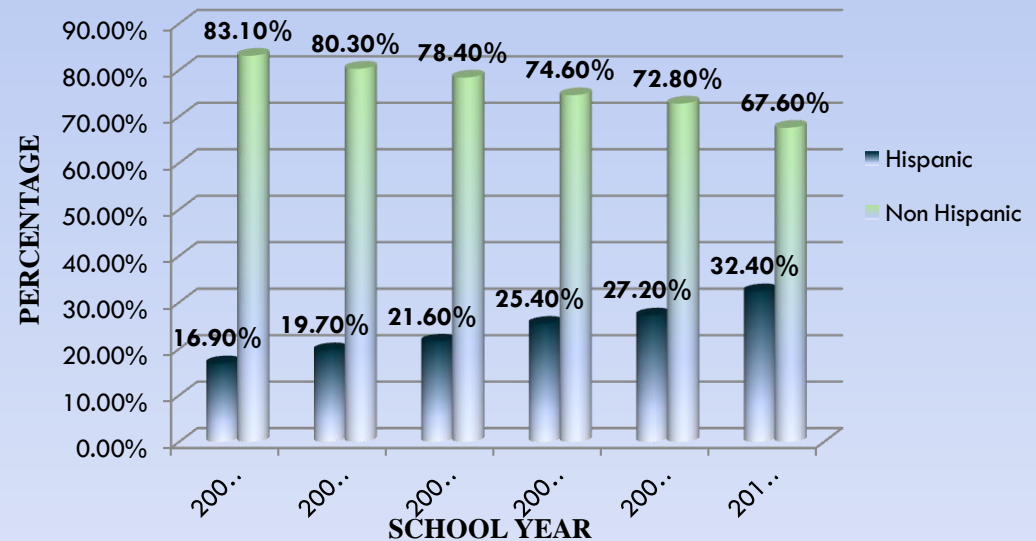
Logo-Location-Learning

Enrollment

STUDENTS BY GENDER



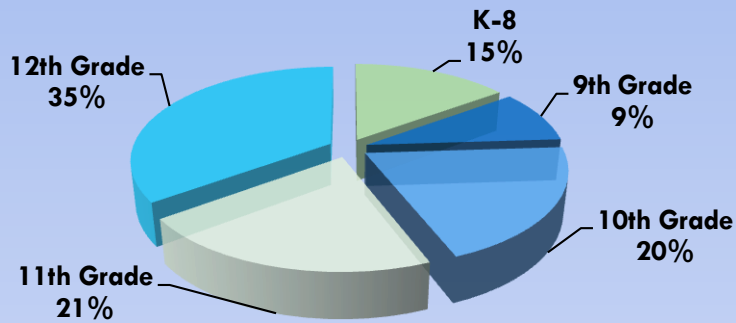
STUDENTS BY ETHNICITY



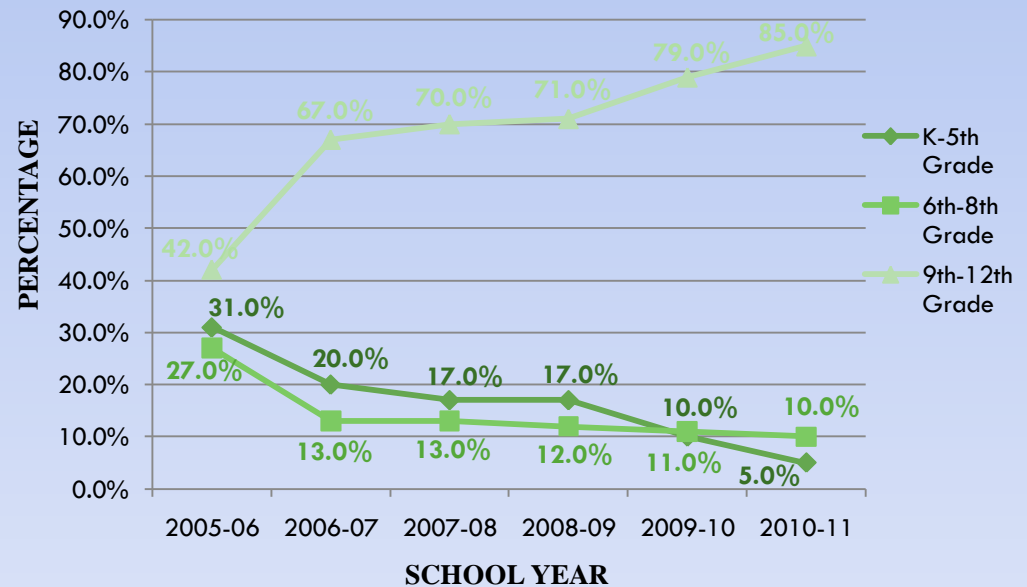
Logo-Location-Learning

Enrollment

BPCS ENROLLMENT BY GRADE LEVEL - 2010

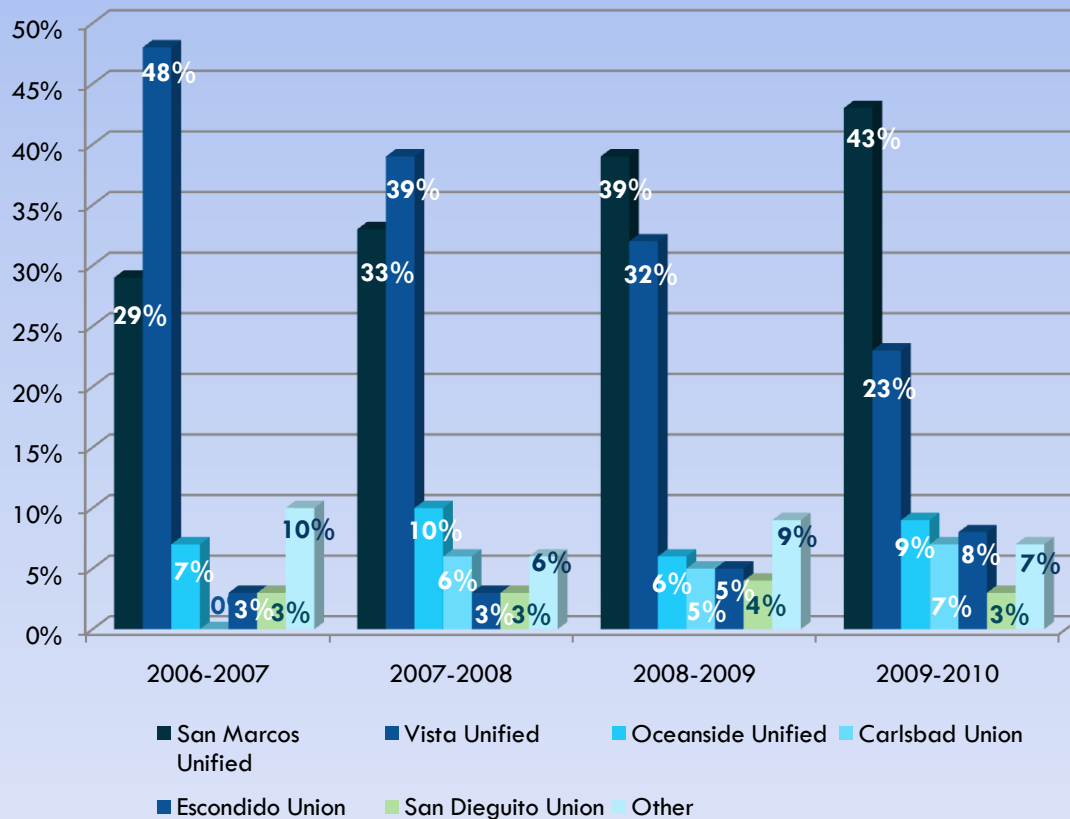


ENROLLMENT TRENDS



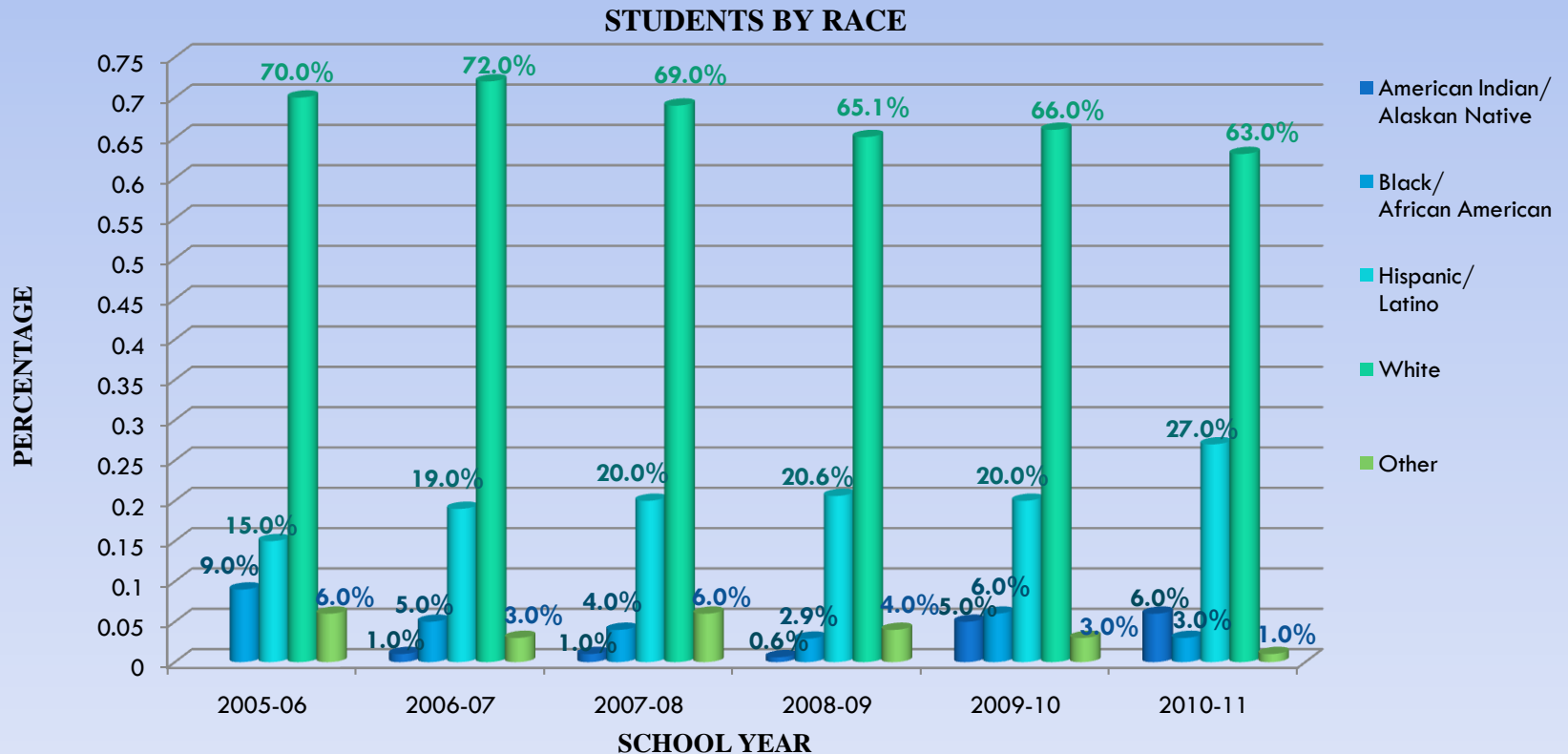
Logo-Location-Learning

Enrollment



Logo-Location-Learning

Enrollment



Logo-Location-Learning

Program

- Required class CORE
- Labs – Biology/Chemistry
- ASB/Leadership
- Electives:
 - Photography
 - Yearbook
 - Creative Writing
 - Poetry
 - CAHSEE Prep (Required)
 - Drama

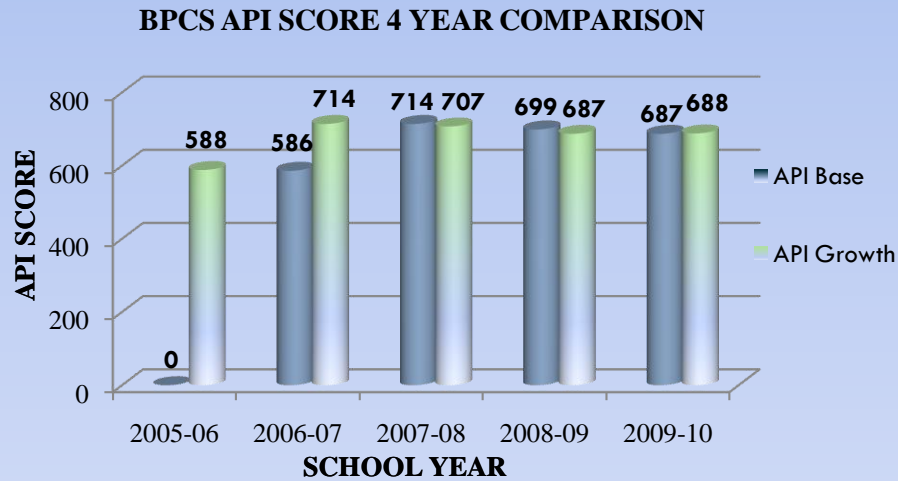
Logo-Location-Learning

AYP

BPCS FEDERAL AYP	
Year	AYP Criteria Met
2005-06	3 of 8
2006-07	6 of 6
2007-08	6 of 6
2008-09	6 of 6
2009-10	6 of 6

Logo-Location-Learning

API



Logo-Location-Learning

CAHSEE

CST - All Students 2005-2009				
	Language Arts Percentage Proficient and Above	Language Arts Percentage Basic and Above	Math Percentage Proficient and Above	Math Percentage Basic and Above
2008-2009				
BPCS	42%	72%	20%	48%
District	65%	87%	63%	84%
County	56%	81%	50%	73%
State	50%	77%	46%	69%
2007-2008				
BPCS	44%	76%	30%	59%
District	58%	83%	56%	81%
County	51%	78%	47%	71%
State	46%	75%	43%	68%
2006-2007				
BPCS	45%	72%	14%	47%
District	53%	78%	50%	76%
County	48%	75%	43%	68%
State	43%	72%	40%	66%
2005-2006				
BPCS	36%	59%	15%	33%
District	52%	77%	49%	74%
County	47%	74%	44%	68%
State	42%	71%	41%	65%

Logo-Location-Learning

CAHSEE

	CST - All Students 2005-2009			
	History Social Science Percentage Proficient and Above	History Social Science Percentage Basic and Above	Science Percentage Proficient and Above	Science Percentage Basic and Above
2008-2009				
BPCS	27%	60%	22%	64%
District	55%	79%	58%	88%
County	45%	70%	39%	75%
State	41%	66%	36%	71%
2007-2008				
BPCS	31%	63%	32%	68%
District	49%	75%	48%	83%
County	39%	66%	38%	74%
State	36%	63%	35%	70%
2006-2007				
BPCS	14%	60%	23%	63%
District	43%	71%	37%	75%
County	36%	65%	32%	69%
State	33%	61%	31%	68%
2005-2006				
BPCS	8%	32%	26%	59%
District	36%	64%	35%	74%
County	36%	64%	29%	66%
State	33%	62%	28%	66%

Logo-Location-Learning

A-G Courses

- **18**
- **3 new – Chemistry, Pre Calculus, Calculus**

Additional Focus

- ❖ **New Art/Drama Programs**
- ❖ **Art Workshops**
- ❖ **Elective courses**
- ❖ **Clubs-Service Leadership**
- ❖ **Focused Electives-Quality not Quantity**
- ❖ **Palomar/Mira Costa Courses**
- ❖ **College Opportunities**

What is Next

Excited about the future!

Encouraged by the New Teaching Staff!

Appreciative of the Families!

Anticipating improved student learning!

Onward and Upward!